


LOST AND FOUND SHEEP





Suggested activities:

- A. Find where the missing sheep should be. This is a good time to describe sheep for younger children. Stress: they are not slaughtered.
- B. Color the sheep to make a design, such as a cross or heart.
- C. Place the letters of "Lost (&) Found" diagonally and have the children add appropriate words horizontally around them.
- D. Make a simple crossword, using these spaces.

E. Make up some mathematical questions. Say, "Nine helpers come to take care of the sheep that are left. If each one takes the same number, how many will each one they take care of? (99 divided by 9).

F. Make a bookmark. Enlarge the graphic, and cut it into vertical strips. Or use the template below. Make a bookmark of a line of 5 sheep, glued to cardboard. Spell out the word, "FOUND", a letter on each sheep. Thread a white yarn tie at the bottom.





Like us, these sheep have been found by Jesus when they were lost. Write a motto on this sheep's back that fits it. Then make up a little story about that time. Maybe the story will have something dangerous to sheep. Tell your story to the class or write it down.

